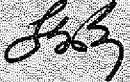




Kentucky High School Athletic Association

2280 Executive Drive ° Lexington, KY 40505 ° www.khsaa.org ° (859)299-5472 (859)293-5999 (fax)

To: Superintendent, Principal, and Athletic Director

From: Brigid L. DeVries, Commissioner
Larry Boucher, Assistant Commissioner 


Date: August 13, 2003

Subject: 2002-2003 Annual Report Forms Submission

School: Mason County High School

Enclosed please find a copy of Form T-65, The 2002-2003 Annual Report Forms Checklist. In addition, you may find an attachment with corrected copies of the forms submitted by your school personnel. Please review this information so the forms can be completed accurately in the future. Also, KHSAA Audit Staff may have requested a re-submission of some of the 2002-2003 Annual Report Forms or need additional information on your athletic programs. Please submit this information by the date requested if this is applicable. Copies and all KHSAA Title IX documents must be kept current and included in your permanent Title IX File at the school. All documents are subject to Open Records Requests.

Should you need any further information, please do not hesitate to call anytime.



MEMORANDUM

TO: KHSAA Member School Superintendents, Principals, and Athletic Directors

FROM: Brigid L. DeVries, Commissioner
Larry Boucher, Executive Assistant Commissioner

DATE: June 24, 2003

RE: 2003 Title IX Forms Submission

School	Mason County High School	Reviewed by	Fran Edwards
--------	--------------------------	-------------	--------------


The following is a status report regarding the required 2002 - 2003 Title IX submission of forms due in to the KHSAA office by April 15, 2003. Appropriate audit personnel have reviewed these forms and the following is a summary of this review.

I. Checklist of Forms properly submitted in a satisfactory manner:

✓	GE 19 (Annual Verification)	✓	T-35 (Budget Expenses)
✓	T-1 (Summary Program Chart 1)	✓	T-36 (Budget Expenses)
✓	T-2 (Summary Program Chart 2)	✓	T-41 (Checklist - Overall Interscholastic Program)
✓	T-3 (Summary Program Chart 3)	✓	T-60 (Corrective Action Plan)
✓	T-4 (Summary Program Chart 4)	✓	T-63 (Interscholastic Survey Results)

II. Status

A.	✓	2002 - 2003 Forms are satisfactory and no further information or action is necessary at this time.
B.		Errors have been noted with respect to the following forms and corrected copies are being returned to you for placement in your Title IX file to ensure proper submission in the future.
C.		The following forms were omitted and must be submitted by school representatives.
D.		Other Recommendation and Comments.



MEMORANDUM

To: KHSAA Member School Superintendents, Principals, and Athletic Directors

From: Brigid L. DeVries, Commissioner
Larry Boucher, Assistant Commissioner

Date: JUNE 24 2003

Re: 2003 Title IX Forms Submission

School	<u>MASON COUNTY</u>	Reviewed by	<u>FRAN EDWARDS</u>
--------	---------------------	-------------	---------------------

The following is a status report regarding the required 2002-2003 Title IX submission of forms which were due in to the KHSAA office by April 15, 2003. Appropriate audit personnel have reviewed these forms and the following is a summary of this review.

I. Checklist of Forms properly submitted in a satisfactory manner:

<input checked="" type="checkbox"/>	GE 19 (Annual Verification)	<input checked="" type="checkbox"/>	T-35 (Budget Expenses)
<input checked="" type="checkbox"/>	T-1 (Summary Program Chart 1)	<input checked="" type="checkbox"/>	T-36 (Budget Expenses)
<input checked="" type="checkbox"/>	T-2 (Summary Program Chart 2)	<input checked="" type="checkbox"/>	T-41 (Checklist - Overall Interscholastic Program)
<input checked="" type="checkbox"/>	T-3 (Summary Program Chart 3)	<input checked="" type="checkbox"/>	T-60 (Corrective Action Plan)
<input checked="" type="checkbox"/>	T-4 (Summary Program Chart 4)	<input checked="" type="checkbox"/>	T-63 (Interscholastic Survey Results)

II. Status

A.	<input checked="" type="checkbox"/>	2002-2003 Forms are satisfactory and no further information or action is necessary at this time.
B.		Errors have been noted with respect to the following forms and corrected copies are being returned to you for placement in your Title IX file to ensure proper submission in the future.
C.		The following forms were omitted and must be submitted by school representatives.
D.		Other Recommendation and Comments:



APR 11 2003

2002-2003 KENTUCKY HIGH SCHOOL ATHLETIC ASSOCIATION ANNUAL VERIFICATION OF TITLE IX PROCEDURES

(To be submitted by April 15, 2003 along with other required forms)

The Mason Co. High School, Maysville, Kentucky
(Name of High School) (City)

certifies to the Kentucky High School Athletic Association that the following is an accurate and true representation of the facts surrounding compliance with 20 U.S.C. Sections 1681-1688, et. Seq. (also known as Title IX)

I certify the following provisions in accordance with records at the school contained in the permanent Title IX file, and to the best of my knowledge have completed the following tasks. (All boxes must be checked)

- Established a gender equity committee at the high school. (list committee personnel and provide attachment if necessary)

Name	Address	Phone	Title
<u>ATTACHED/NEXT PAGE</u>			

- Scheduled a minimum of three meetings during the 2002-2003 school year on the following dates:

Nov 25, 2002
Feb 27, 2003
May ? 2003

- Designated the following person(s) as the Title IX coordinator for the school/district:

<u>Kelly Middleton</u>	<u>Ass't. Supt.</u>	<u>PO Box 130 Maysville, Ky 41056</u>	<u>5563</u>
Name	Title	Address	Phone

- School personnel are continuing to make periodic reviews of the boys and girls athletics program reflected in the Corrective Action Plan.

- In addition to the above information, the above referenced school maintains a complete permanent file relative to Title IX records including copies of the self-assessment audit, all corrective action plans, and other related materials.

Steven G. Appelman 4-7 2003
 Principal's Signature Date

Jim D. Moore Kenneth T. Freyman
 Superintendent Signature School Board Chairpersons' Signature

(Send original copy to KHSAA - Maintain duplicate in Title IX school folder)

<u>Name</u>	<u>Address</u>	<u>Phone #</u>	<u>Title</u>
Liz Wallingford	938 Jersey Ridge Maysville, KY 41056	564-5150	Parent Representative
Phyllis McMurtrey	540 S. Algonguin Dr. Maysville, KY 41056	759-7333	Parent Representative
Kelly Middleton	1098 Glasscock Glen Maysville, KY 41056	564-3280	District Coordinator
Rachel Hensley	2303 Glendale Drive Maysville, KY 41056	759-5375	Student Athlete
Sommer Case	451 Lexington St. Maysville, KY 41056	564-4250	Student Athlete
Steven Appelman	2321 Glen Drive Maysville, KY 41056	564-3393	Principal
Kelly Wells	638 Simon Kenton Ave. Maysville, KY 41056	759-5590	Boys Head Coach
Joe McKay	464 W 2 nd Maysville, KY 41056	564-8833	Female Head Coach
Paula Buser	31151 Ky 435 Augusta, KY 41002	883-3536	Female Head Coach
Jennifer Gilligan	8061 Stonelick Rd. Maysville, KY 41056	759-7549	Female Head Coach
Fred Hester	1615 Martha Ann Drive Maysville, KY 41056	759-7519	Athletic Director
Terri Stanfield	8030 Overlook Lane Maysville, KY 41056	564-3971	Asst. Athletic Director

2002-2003
ACCOMMODATION OF INTERESTS AND ABILITIES
SUMMARY PROGRAM CHART 1

KHSAA
 Form T1
 Rev. 9/02

Participation Opportunities Test One

		(Column 1)	(Column 2)	(Column 3)	(Column 4)
	Program	Enrollment	Percentage of Total Enrollment	Number of Interscholastic Participants (double and triple count)	Percentage of Total Participation
Row 1	GIRLS	365	48.2	156	40.6
Row 2	BOYS	392	51.8	228	59.4
Row 3	Totals	757	100%	384	100%

Instructions:

*Number of 8th grade students & below used in Column 4 calculations if applicable: 56

- 1) Determine the total number of girls enrolled, (place in Row 1, Column 1). Determine the total number of boys enrolled, (place in Row 2, Column 1).
- 2) Add the total number of girls and boys enrolled to determine total enrollment, (place in Row 3, Column 1).
- 3) Calculate the percentage of total enrollment that is female. (Divide Row 1, Column 1 by row 3, Column 1 and place in Row 1, Column 2.) Calculate the percentage of total enrollment that is male. (Divide Row 2, Column 1 by Row 3, Column 1 and place in Row 2, Column 2.) Note: Row 1, Column 2 plus Row 2, Column 2 should total 100%.
- 4) Ask the head coaches to review the most updated eligibility or squad lists for their teams. Ask coaches to confirm the names of those individuals who are on the team as of the first **date of competition**, and cross out the names of those who were cut from the team or quit the team prior to the first competitive event. Determine the total number of interscholastic athletics participants that are girls, (and place in Row 1, Column 3). In order to determine the total number of athletics participants, an individual should be counted each time he or she participates on a team. For example, if Jane Doe competes on the varsity volleyball team, the junior varsity volleyball team, the junior varsity basketball team, and the varsity softball team, she should be counted as four participants (**do not include club or intramural sports participants, cheerleaders, dance teams, or pom squads**). Calculate the same way for boys and girls. * In addition, should 8th grade students and below play on a Freshman, Junior Varsity, or Varsity team, they should also be counted for each team and sport on which they participate. If applicable, please asterisk the above notation as to how many 8th grade students & below are included in the totals. Using the same procedure, determine the total number of interscholastic athletic participants that are boys, (and place in Row 2, Column 3). Add Row 1, Column 3 plus Row 2, Column 3 to get total participants and place in Row 3, Column 3.
- 5) Calculate the percentage of female participation. (Row 1, Column 3 divided by Row 3, Column 3 and place in Row 1, Column 4.) Calculate the percentage of male participation. (Row 2, Column 3 divided by Row 3, Column 3 and place in Row 2, Column 4.) Note: Row 1, Column 4 plus Row 2, Column 4 should total 100%.

Note: While being within three percent is not a formal compliance standard; if the percent listed in Row 1, Column 4 is within 3% of Row 1, Column 2, then it provides a good target within which compliance is likely.

Principal's Signature: Steven G. Appel Date: 4-7-03

2002-2003
ACCOMMODATION OF INTERESTS AND ABILITIES
SUMMARY PROGRAM CHART 2

KHSAA
 Form T2
 Rev. 9/02

Participation Opportunities Test Two

			Column 1	Column 2	Column 3	Column 4	Column 5
Program			Number of Teams Currently Offered	Number of Participants	Number of Teams Added in Last Five Years	Number of Participants Added in Last Five Years	Percent of Total Participation By Sex Added in Last 5 Years
GIRLS	Row 1	varsity:	7	96	1	9	
	Row 2	j.v.:	4	47	2	26	
	Row 3	frosh:	1	13	1	13	
	Row 4	total:	12	156	4	48	30.8
BOYS	Row 5	varsity:	8	143	1	6	
	Row 6	j.v.:	5	59	1	6	
	Row 7	frosh:	2	26	0	0	
	Row 8	total:	15	228	2	12	5.3

- 1) For Column 1, list the number of interscholastic teams offered for girls and boys at each competitive level (varsity, junior varsity, and freshman). For girls, total each of the entries in Rows 1, 2, and 3 into Row 4. For boys, total Rows 5, 6, and 7 into Row 8.
- 2) For Column 2, list the number of participants at each level. For girls, total each of the entries in Rows 1, 2, and 3 into Row 4. For boys, total Rows 5, 6, and 7 into Row 8. **Note:** The totals in Row 4 for girls and in Row 8 for boys must be the same as the totals in Form T-1, Column 3, Rows 1 and 2 respectively.
- 3) For Column 3, list the number of interscholastic teams that have been added in the last five years at each competitive level. Count each team added during the 5 year period only one time. e.g. Girl's junior varsity soccer was added 3 years ago, count the team only once, not 3 times. For girls, total the entries in Rows 1, 2, and 3 into Row 4. For boys, total Rows 5, 6, and 7 into Row 8.
- 4) For Column 4, list the number of participants that are currently on each level of the teams that were added in the last five years. If a team was added previously but no longer exists, there are no current participants to be added for that team. For girls, total the entries in Rows 1, 2, and 3 into Row 4. For boys, total Rows 5, 6, and 7 into Row 8.
- 5) For Column 5, calculate the percentage of participants that have been added in the last five years. For girls, take the number in Column 4, Row 4 and divide by the number in Column 2, Row 4. For boys, take the number in Column 4, Row 8 and divide it by the number in Column 2, Row 8.

Note: If the percentage of current participants added in the last five years is 25% or greater, compliance with test two may be possible. If less than 25%, then compliance with test three should be analyzed. **CAUTION:** 25% is not a formal compliance standard.

Principal's Signature: Steven C. Appelman Date: 4-7-03

2002-2003
ACCOMMODATION OF INTERESTS AND ABILITIES
SUMMARY PROGRAM CHART 3

KHSAA
 Form T3
 Rev. 9/02

Participation Opportunities Test Three

For any question answered "YES" identify the respective sport(s).

	GIRLS (Yes / No)		BOYS (Yes / No)
1. For a sport not currently played at the interscholastic level (varsity, junior varsity, or freshman) in your school, is there an intramural team offered for that sport?	No		No
2. For a sport <u>not</u> currently offered in your interscholastic athletics program, is there sufficient interest to form a viable interscholastic team based on participation on an intramural team or community recreation teams?	No		No
3. For a sport <u>not</u> currently offered, is there sufficient interest to form a viable interscholastic team based on student responses from the interscholastic survey?	No		No
4. For a sport currently offered at the varsity level only, is there sufficient interest to form a viable team for a junior varsity, or freshman team that is not currently offered?	No		No
5. For a sport currently offered at the junior varsity or freshman level is there sufficient interest to form a varsity team not currently offered?	No		No
6. If you answered YES to question (1), (2), (3), (4), or (5), are there enough high schools in your geographic area offering the sport (at the appropriate level) to allow for the development of a reasonable schedule of competition?	—		—

Principal's Signature: Steven C. Dyer Date: 4-7-03

2002-2003
ACCOMODATION OF INTERESTS AND ABILITIES+
SUMMARY PROGRAM CHART 4

Levels of Competition Test One

		Column 1	Column 2	Column 3
Girls	Team Levels	Number of Teams Currently Offered	Number of Participants	Percentage of Participants at Each Level
Row 1	varsity:	7	96	61.5
Row 2	j.v.:	4	47	30.1
Row 3	frosh:	1	13	8.4
Row 4	total:		156	100%
Boys				
Row 5	varsity:	8	143	62.7
Row 6	j.v.:	5	59	25.9
Row 7	frosh:	2	26	11.4
Row 8	total:		228	100%

- 1) Column 1, list the number of interscholastic teams offered for girls and boys at each competitive level; varsity, junior varsity, and freshman. (Refer to Form T-2, Accommodation of Interests and Abilities, Summary Program Chart 2, Column 1.)
- 2) For Column 2, list the number of participants at each level. For girls, total the entries in Rows 1, 2, and 3 into Row 4. For boys, total the entries in Rows 5, 6, and 7 into Row 8. (Refer to Form T-2, Accommodation of Interests and Abilities, Summary Program Chart 2, Column 2.)
- 3) For Column 3, calculate the percentage of female and male participants at each level.
For girls' varsity, junior varsity, and frosh, respectively:
 - Divide Column 2, Row 1 by Column 2, Row 4, and place the percentage in Column 3, Row 1.
 - Divide Column 2, Row 2 by Column 2, Row 4, and place the percentage in Column 3, Row 2.
 - Divide Column 2, Row 3 by Column 2, Row 4, and place the percentage in Column 3, Row 3.
 -
 For boys' varsity, junior varsity, and frosh, respectively:
 - Divide Column 2, Row 5 by Column 2, Row 8, and place the percentage in Column 3, Row 5.
 - Divide Column 2, Row 6 by Column 2, Row 8, and place the percentage in Column 3, Row 6.
 - Divide Column 2, Row 7 by Column 2, Row 8, and place the percentage in Column 3, Row 7.

Principal's Signature: Steven C. Ogden Date: 4-7-03

**2002-2003
BUDGETED AND ACTUAL EXPENDITURES - PROGRAM COMPARISON CHART
TO INCLUDE BOOSTER CLUB FUNDING**

	equipment and supplies		travel		awards		coaches' salaries (to include supplemental and extended employment)		facilities improvements		publications (if sport-specific)	
	B	E	B	E	B	E	B	E	B	E	B	E
G basketball	15,000	14,791	1500	2290	300	266	15,400	15,400	1200	1200	-	-
B basketball	15,000	17,452	1500	2190	300	445	15,400	15,400	1200	1500	-	-
G softball	2500	2460	1000	650	300	196	2150	2150	500	700	-	-
B baseball	3500	3825	1000	1045	300	225	2150	2150	500	200	-	-
G cross country	1200	1380	750	885	200	140	1450	1450	100	75	-	-
B cross country	1200	920	750	885	200	84	1450	1450	100	75	-	-
G golf	2500	2685	1800	1880	200	68	1450	1450	-	-	-	-
B golf	2500	1290	1800	1120	200	63	1450	1450	-	-	-	-
G soccer	2500	2575	1000	1140	400	247	4850	4850	1500	1400	-	-
B soccer	2500	2175	1000	960	400	217	4850	4800	1500	1400	-	-
G swimming	-	-	-	-	-	-	-	-	-	-	-	-
B swimming	-	-	-	-	-	-	-	-	-	-	-	-

- Budget and expenditures on this 2002-2003 year report due by April 15, 2003, should reflect the total monies budgeted and spent for the entire year of 2001-2002 ending June 30, 2002.
- "B" is for budgeted dollar amounts and "E" is for actual dollar expenditures.
- Booster Club Funding/Contributions must be included in the expenditures total.

Principal's Signature: Steve O'Neil


Date: 4-7-03

**2002-2003
BUDGETED AND ACTUAL EXPENDITURES - PROGRAM COMPARISON CHART 2
TO INCLUDE BOOSTER CLUB FUNDING**

Teams	equipment and supplies		travel		awards		coaches' salaries (to include supplemental and extended employment)		facilities improvements		publications (if sport-specific)	
	B	E	B	E	B	E	B	E	B	E	B	E
G track	1200	960	500	645	300	175	4175	4175	300	475	-	-
B track	1200	925	500	645	300	168	4175	4175	300	475	-	-
G tennis	250	170	500	370	150	35	1550	1550	200	275	-	-
B tennis	250	340	500	370	150	70	1550	1550	200	275	-	-
G volleyball	-	-	-	-	-	-	-	-	-	-	-	-
B wrestling	-	-	-	-	-	-	-	-	-	-	-	-
G (list sport)	-	-	-	-	-	-	-	-	-	-	-	-
B (football)	24,000	26,470	1500	1240	800	2153	20,500	20,400	1500	1400	-	-
G (list sport)	-	-	-	-	-	-	-	-	-	-	-	-
B (list sport)	-	-	-	-	-	-	-	-	-	-	-	-

- Budget and expenditures on this 2002-2003 year report due by April 15, 2003, should reflect the total monies budgeted and spent for the entire year of 2001-2002 ending June 30, 2002.
- "B" is for budgeted dollar amounts and "E" is for actual dollar expenditures.
- Booster Club Funding/Contributions must be included in the expenditures total.

Principal's Signature:



Date:

4-7-03

2002-2003 KHSAA TITLE IX ATHLETICS AUDIT

KHSAA
Form T41
Rev. 9/02

Checklist - Overall Interscholastic Athletics Program

Areas of Compliance	ADVANTAGE TO		
	(Respond based on Internal Evaluation by checking the appropriate column.)		
OPPORTUNITIES	GIRLS' PROGRAM	BOYS' PROGRAM	NEITHER PROGRAM
Accommodation of Interest and Abilities			✓
BENEFITS	GIRLS' PROGRAM	BOYS' PROGRAM	NEITHER PROGRAM
Equipment and Supplies			✓
Scheduling of Games and Practice Time			✓
Travel and Per Diem Allowances			✓
Coaching			✓
Locker Rooms, Practice and Competitive Facilities			✓
Medical and Training Facilities and Services			✓
Publicity			✓
Support Services			✓
Athletic Scholarships			—
Tutoring			✓
Housing and Dining Facilities and Services			✓
Recruitment of Student Athletes			—

Principal's Signature: Steven C. Apper Date: 4-7-03

2002-2003 INTERSCHOLASTIC ATHLETICS STUDENT SURVEY

KHSAA
Form T61
Rev. 9/02

1. Is the School District offering the interscholastic sport(s) you want to play?
297 Yes
91 No, I want to play Listed in #10 Top Responses
189 I am not interested in athletics

2. During the **fall season**, which interscholastic sport would you like to play?
132 Football
49 Girls' Volleyball
31 Boys' Volleyball
9 Boys' Cross-Country
15 Girls' Cross-Country
16 Girls' Field Hockey
25 Boys' Golf
9 Girls' Golf
42 Boys' Soccer
44 Girls' Soccer
262 I would not participate

3. During the **winter season**, which interscholastic sport would you like to play?
114 Boys' Basketball
62 Girls' Basketball
15 Boys' Swimming & Diving
49 Girls' Swimming & Diving
43 Boys' Wrestling
44 Girls' Gymnastics
40 Boys' and Girls' Indoor Track
271 I would not participate

4. During the **spring season**, which interscholastic sport would you like to play?
45 Boys' Track
27 Girls' Track
42 Girls' Tennis
25 Boys' Tennis
26 Girls' Slow Pitch Softball
47 Girls' Fast Pitch Softball
109 Boys' Baseball
311 I would not participate

5. Do you participate in intramural sports? If you do, which sports(s)?
86 Yes Basketball at Y / Baseball-Softball at Boys-Girls Club / Soccer at B-G-Club
146 No

6. Which intramural sports, if any, would you like to see added?
Wrestling - Volleyball - Bowling - Gymnastics

7. Do you participate in non-school sport activities? If you do, which sport(s)?
135 Yes Drill Team - Skateboarding
389 No

8. Are you currently participating in interscholastic athletics during any season?
158 Yes
268 No Why don't you participate in interscholastic athletics?
27 I prefer other activities such as band, chorus, etc.
77 I don't have time
6 The practice schedules and game times are inconvenient
19 The sport I like isn't offered
16 It's too expensive
18 I prefer to participate in club or intramural sports
41 Working
39 Other
BAND - MUSICALS

9. Do you have any suggestions to encourage participation?
Better Cheerleaders
Make sports more fun
More competition
Let more people play - less emphasis on winning

10. Please list OTHER SPORTS you are interested in participating in and the sports season.

<u>Sport</u>	<u>Season</u>
<u>Weightlifting</u>	<u>N response</u>
<u>Boxing</u>	<u>Year - A - Round</u>
<u>Volleyball</u>	<u>NR</u>
<u>Gymnastics</u>	<u>ALL YEAR</u>
<u>Bowling</u>	<u>NR</u>
<u>Swimming</u>	<u>Summer</u>
<u>La Crosse</u>	<u>NR</u>
<u>Water Polo</u>	<u>NR</u>
<u>SKATEBOARDING</u>	<u>NR</u>

Optional
 Name: _____
 Age: _____
 Male: _____ Female _____



2002-2003 INTERSCHOLASTIC ATHLETICS SURVEY

Summary of Student Responses

School Name: MASON CO

School Enrollment: 757

Date: 4-7-03

Completed By: Fred Hester - AD / Terry Stanfield - Assit. AD

Instructions:

1. Summarize the Student Athletics Interest Surveys Form T-61 by listing the total number of responses on the line next to each sport.
2. Under the Other Category please provide a listing of the sports as well as the number of students who are interested in participating.
3. Please sign and date the Summary Form (T-63) and mail the Summary Form only to the KHSAA by April 15, 2003. Do not mail the student surveys (Form T-61). However, these Forms should be maintained in your files in the event they are requested subsequently.

750 Number of Surveys

527 Total Returned

8-9-10-11 Grades Surveyed

How Was The Survey Administered? ALL Home Rooms
(e.g. was it given in all English classes, or all home rooms, or advisee/advisor?)

Fall Sports (List Total Number of Participation Responses)

15 Cross Country (Girls)

9 Cross Country (Boys)

16 Field Hockey (Girls)

132 Football (Boys)

9 Golf (Girls)

25 Golf (Boys)

44 Soccer (Girls)

42 Soccer (Boys)

49 Volleyball (Girls)

31 Volleyball (Boys)

Winter Sport (List Total Number of Participation Responses)

62 Basketball (Girls)

114 Basketball (Boys)

44 Gymnastics (Girls)

40 Indoor Track (Girls)

40 Indoor Track (Boys)

59 Swimming & Diving (Girls)

15 Swimming & Diving (Boys)

43 Wrestling (Boys)

Spring Sport (List Total Number of Participation Responses)

<u>109</u>	Baseball (Boys)
<u>47</u>	Fast Pitch Softball (Girls)
<u>26</u>	Slow Pitch Softball (Girls)
<u>42</u>	Tennis (Girls)
<u>25</u>	Tennis (Boys)
<u>27</u>	Track (Girls)
<u>45</u>	Track (Boys)

Other Sports (From Student Survey T-61 Question 10)

Name of Sport	Number of Students Interested In Participating
<u>Wrestling</u>	<u>43</u>
<u>Boxing</u>	<u>8</u>
<u>Volleyball</u>	<u>80 B+G</u>
<u>Gymnastics</u>	<u>44</u>
<u>Bowling</u>	<u>12</u>
<u>Swimming</u>	<u>74 B+G</u>
<u>Lacross</u>	<u>7</u>

Number of Students who participate in Intramural Sports.
(From Student Survey T-61 Question 5)

Sport	Number
<u>V. Basketball</u>	<u>16</u>
<u>Boys/Girls Club-Baseball</u>	<u>28</u>
<u>" " " - Softball</u>	<u>24</u>
<u>" " " - Soccer</u>	<u>18</u>
<u>" " " "</u>	

List Intramural Sports students are interested in adding:
(From Student Survey T-61 Question 6)

Sport	Number
<u>Wrestling</u>	<u>43</u>
<u>Volleyball</u>	<u>80 B+G</u>
<u>Bowling</u>	<u>12</u>
<u>Gymnastics</u>	<u>43</u>
<u>Swimming</u>	<u>74 B+G</u>

Participation in Non-School Sports Activities
 (From Student Survey T-61 Question 7)

Sport	Number
Drum Team	23
SKATEBOARDING	16
Gymnastics	44
Boys Club - Baseball	28
Girls Club - Softball	24

Reasons for not participating in interscholastic athletics.
 (From Survey Question 8)

Response	Number
27 I prefer other activities such as band, chorus, etc.	
77 I don't have time	
6 The practice schedules and game times are inconvenient	
19 The sport I like isn't offered	
16 It's too expensive	
18 I prefer to participate in club or intramural sports	
41 Working	
39 Other	
<u>Band - Musicals - Clubs</u>	

Student Suggestions to encourage participation

- Better cheerleaders
- Make Sports Fun
- More Competition
- Play everybody equally
- less emphasis on winning

Steven Appel 4-7-03
 Principal's Signature Date

School Name: Mason Co
 School Year: 2002-03
 Principal's Signature: Steve Appelman
 Date: 6-18-03

2002-2003
TITLE IX

CORRECTIVE ACTION PLAN

To complete this form, indicate the intended area which needs corrective action, the suggested change and time table for implementation. You may copy this form as needed. Please attach corrective action plans along with audit forms and submit by April 15, 2003.

ITEM FOR CORRECTION	SUGGESTED CHANGE	TIME TABLE FOR CORRECTIVE ACTION
We will continue to add more prime time girls basketball games	More Friday-Saturday prime basketball.	Immediate = 2003-04

An explanation (status report) is needed for all areas identified previously as items for correction as well as all areas currently identified as items for correction. This form shall be typed.

Principal's Signature: Steve G. Appelman Date: 6-18-03